

safer starts here

PDR8000[®]

Ordering Guide



Revision 4.5

July 2024

Table of Contents

Important Notes	2
How to Interpret a Frequency Plan Diagram	3
Preparing a Quote Without Customer Frequencies	4
Selecting a Frequency Plan	5
Standard Frequency Plans	5
Custom Frequency Plans	5
Frequency Plans: 700MHz, 800MHz, VHF	5
Frequency Plans: UHF 380-430MHz, UHF 450-470MHz	7
Main Models: Dropship to New Part Numbers Mapping	8
Common Options	8
700MHz	8
800MHz	8
VHF	9
UHF 380-430MHz	9
UHF 450-470MHz	9
Standalone Accessories	10
Feature Licenses	10
Cables	10
Suitcase Accessories	11
Suitcase Mag Mount Antennas- Unity Gain (0dBd)	12
Suitcase Duplexers	12
Training	13
Warranties	13
When Additional Information Is Required for a Standalone Accessory	14

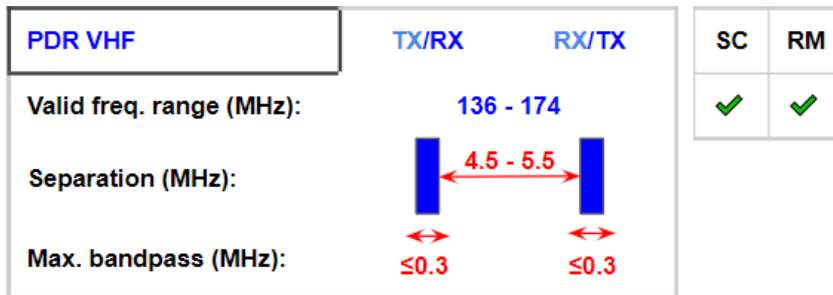
Important Notes

1. **Custom Filtering:** Only the frequency plans shown in this ordering guide are available as standard configurations. For custom filtering, please contact a [Sales Solution Specialist](#) for assistance.
2. **Frequencies Required:** PDR8000® frequencies must be specified when placing an order. If a duplexer is ordered, it is custom tuned and cannot be re-tuned in the field.
3. **Delivery Time:** Standard PDR8000® delivery time is 22-24 weeks after receipt of a purchase order and a valid frequency plan. Frequency information must be accurate and in accordance with the frequency plan requirements described in this document in order to avoid delays.
4. **Duplexer:** Duplexer is not mandatory and the 'No Duplexer' option can be chosen when full duplex capability is not desired.
5. **Power Cables:** PDR8000® suitcase models include standard AC & DC Power Cables. Customer must provide their own 12VDC power supply for PDR8000® rackmount which is designed to fit into a standard 19" rack.

How to Interpret a Frequency Plan Diagram

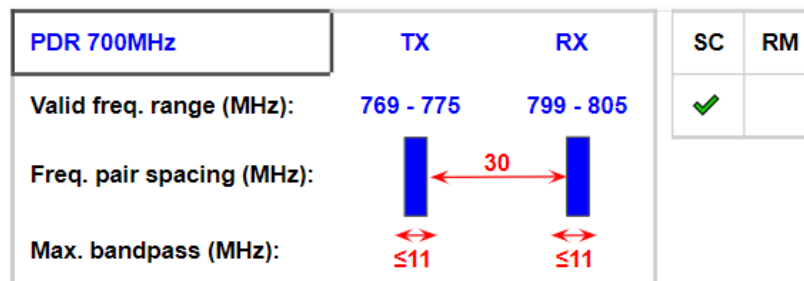
Below is an example of a frequency plan with the set of rules that must be met for it to be a valid selection.

Frequency Plan Examples



- Ensure the PDR8000 frequencies are within the **Valid frequency range (MHz)**
 - **PDR Tx/Rx 136-174**
- Ensure the **Separation (MHz)** frequency requirements are met
 - **at least 4.5MHz and no more than 5.5MHz** between the highest Tx and the lowest Rx frequencies when Tx is lower than Rx OR
 - **at least 4.5MHz and no more than 5.5MHz** between the highest Rx and lowest Tx frequencies if Rx is lower than Tx)
- The provided Tx and Rx frequencies are used as the center frequency. Ensure that any additional Tx/Rx frequencies do not exceed the **Maximum bandpass (MHz)**
 - difference between the lowest and highest programmed Tx frequencies must be less than or equal to **0.3MHz**
 - difference between the lowest and highest programmed Rx frequencies must be less than or equal to **0.3MHz**
- Each frequency plan identifies the repeater mount type that it is compatible with
 - Suitcase (**SC**)- check mark indicates supported
 - Rackmount (**RM**)- check mark indicates supported

SC	RM
✓	✓



- For 700MHz and 800MHz, there is a **Frequency pair spacing** requirement instead of separation
 - each Tx-Rx frequency pair must be exactly **30MHz** apart

Preparing a Quote Without Customer Frequencies

If preparing a quote before customer frequencies are known, please select the Frequency Information slider to remove the frequency related fields (see screenshot below).



Frequency Information

Select slider if accurate
frequency information is not
known at this time



A reminder will be received at Request Order to validate this information. Once accurate frequencies are entered and the slider is unselected, the Required Order Info Status will be Complete and the order can progress to Order Submitted status.
NOTE: Changes to frequency information may alter pricing.

Please note that the quote cannot be submitted as an order until:

- the slider is deselected (see screenshot below)
- the correct frequency plan is selected
- valid frequency information is entered



Frequency Information

Select slider if accurate
frequency information is not
known at this time



Frequency Plan

Please refer to the [Ordering Guide](#) for details on each Frequency Plan, located here: [Click Here](#)

If frequencies do not align with any of the available Frequency Plans, please contact a Sales Solution Specialist for assistance: [Click Here](#)

Selecting a Frequency Plan

Standard Frequency Plans

When the customer frequencies are known, follow the specified frequency requirements in the set of standard frequency plan diagrams.

Custom Frequency Plans

When customer frequencies cannot meet all of the requirements of a standard frequency plan, this is a custom request. Please contact a [Sales Solution Specialist](#) to determine if a custom frequency plan is viable. If viable, a per unit custom charge is applicable.

Standard Frequency Plans

Frequency Band	Frequency Requirements	Suitcase (SC)	Rackmount (RM)
700MHz	<ul style="list-style-type: none"> 30MHz Frequency Pair Spacing 11MHz max bandpass 	Yes	
800MHz	<ul style="list-style-type: none"> 45MHz Frequency Pair Spacing 10MHz max bandpass 	Yes	
VHF	<ul style="list-style-type: none"> 4.5-5.5MHz Tx to Rx separation 0.3MHz max bandpass 	Yes	Yes
UHF 380-430MHz	<ul style="list-style-type: none"> 9.5-10.5MHz Tx to Rx separation 0.3MHz max bandpass 	Yes	Yes
UHF 380-430MHz	<ul style="list-style-type: none"> 4.5-5.5MHz Tx to Rx separation 0.3MHz max bandpass 	Yes	Yes
UHF 450-470MHz	<ul style="list-style-type: none"> 4.5-5.5MHz Tx to Rx separation 0.3MHz max bandpass 	Yes	Yes
UHF 470-512MHz	n/a	Yes	

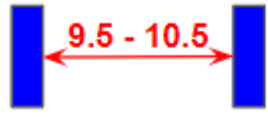

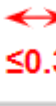
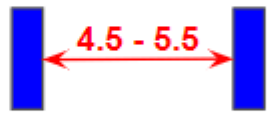

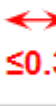
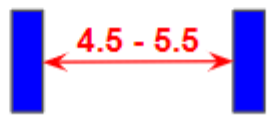


Frequency Plans: 700MHz, 800MHz, VHF

PDR 700MHz	TX	RX	SC	RM
Valid freq. range (MHz):	768* - 775	798** - 805	✓	
Freq. pair spacing (MHz):				
Max. bandpass (MHz):	≤11	≤11		
PDR 800MHz	RX	TX	SC	RM
Valid freq. range (MHz):	806 - 824	851 - 869	✓	
Freq. pair spacing (MHz):				
Max. bandpass (MHz):	≤10	≤10		
PDR VHF	TX/RX	RX/TX	SC	RM
Valid freq. range (MHz):	136 - 174		✓	✓
Separation (MHz):				
Max. bandpass (MHz):	≤0.3	≤0.3		

* 768 in Canada
769 in US
** 798 in Canada
799 in US

Note: For Simplex applications, the same Tx/Rx frequency can be used and the frequency pair spacing/separation rules do not apply.

Frequency Plans: UHF 380-430MHz, UHF 450-470MHz

PDR UHF (380 - 430)	TX/RX	RX/TX	SC	RM
Valid freq. range (MHz):	380 - 430		✓	✓
Separation (MHz):				
Max. bandpass (MHz):				
PDR UHF (380 - 430)	TX/RX	RX/TX	SC	RM
Valid freq. range (MHz):	380 - 430		✓	✓
Separation (MHz):				
Max. bandpass (MHz):				
PDR UHF (450 - 470)	TX/RX	RX/TX	SC	RM
Valid freq. range (MHz):	380 - 430		✓	✓
Separation (MHz):				
Max. bandpass (MHz):				

Note: For Simplex applications, the same Tx/Rx frequency can be used and the frequency pair spacing/separation rules do not apply.

Main Models: Dropship to New Part Numbers Mapping

The table below shows the mapping between the old dropship part numbers and the new model and option numbers. To compare a new quote to an older quote with dropship part numbers, each dropship number will map to the following:

- Main Model
 - Duplexer (if applicable)
 - Custom Duplexer (if applicable)
 - Suitcase color
 - V.24/Deployment Profiles/DFSI (if applicable)

Common Options	Dropship #	New Option #	Applicable Product
Custom Duplexer	TT06580AA	QA09537AA	Suitcase & Rackmount All Bands
Suitcase Color- Black	TT06281AA	QA09646AA	Suitcase All Bands
Suitcase Color- Yellow	TT06252AA	QA09647AA	Suitcase All Bands
V.24 Wireline Operation	TT06253AA	QA09657AA	Suitcase & Rackmount All Bands
Deployment Profiles Capability	TT06319AA	QA09637AA	Suitcase & Rackmount All Bands
DFSI Operation	TT06582AA	QA09638AA	Suitcase & Rackmount All Bands
VHF 50W Amplifier	TT03936A	QA09640AA	Rackmount VHF
UHF 380-430MHz 50W Amplifier	TT3937A	QA09641AA	Rackmount UHF 380-430MHz (Not for sale in Canada)
UHF 450-470MHz 50W Amplifier	TT3938A	QA09642AA	Rackmount UHF 450-470MHz (Not for sale in Canada)
Alarm Capability	TT3935A	QA09608AA	Rackmount All Bands

700MHz	Dropship #	Main Model	Suitcase or Rackmount Option	Duplexer Option
Suitcase + No Duplexer	TT3152A + TT06261AA	T93USS9PW1AN	QA09644AA	
Suitcase + Duplexer	TT3152A + TT06259AA			QA09655AA or QA09656AA (based on approx qty)

800MHz	Dropship #	Main Model	Suitcase or Rackmount Option	Duplexer Option
Suitcase + No Duplexer	TT3153A + TT06261AA	T93VSS9PW1AN	QA09644AA	
Suitcase + Duplexer	TT3153A + TT06260AA			QA09660AA or QA09661AA (based on approx qty)

VHF	Dropship #	Main Model	Suitcase or Rackmount Option	Duplexer Option
Suitcase + No Duplexer	TT3148A + TT06261AA	T93KSS9AW1AN	QA09643AA	
Suitcase + Duplexer	TT3148A + TT06254AA			QA09650AA
Rackmount + No Duplexer	TT4079A + TT06583AA		Depending on combination of Duplexer, PA and Alarm, one of the following: QA09645AA QA09677AA QA09688AA QA09669AA QA09670AA QA09671AA QA09672AA QA09673AA	
Rackmount + Duplexer	TT4079A + TT06584AA			QA09650AA + QA09770AA

UHF 380-430MHz	Dropship #	Main Model	Suitcase or Rackmount Option	Duplexer Option
Suitcase + No Duplexer	TT3149A + TT06261AA	T93PSS9PW1AN	QA09643AA	
Suitcase + Duplexer 9.5-10.5MHz TxRx Sep	TT3149A + TT06255AA			QA09650AA
Suitcase + Duplexer 4.5-5.5MHz TxRx Sep	TT3149A + TT06256AA			
Rackmount + No Duplexer	TT4080A + TT06583AA		Depending on combination of Duplexer, PA and Alarm, one of the following: QA09645AA QA09677AA QA09688AA QA09669AA QA09670AA QA09671AA QA09672AA QA09673AA	
Rackmount + Duplexer 9.5-10.5MHz TxRx Sep	TT4080A + TT06585AA			QA09650AA + QA09771AA
Rackmount + Duplexer 4.5-5.5MHz TxRx Sep	TT4080A + TT06586AA			

UHF 450-470MHz	Dropship #	Main Model	Suitcase or Rackmount Option	Duplexer Option
Suitcase + No Duplexer	TT3150A + TT06261AA	T93RSS9PW1AN	QA09643AA	
Suitcase + Duplexer	TT3150A + TT06257AA			QA09651AA or QA09652AA (based on approx qty)
Rackmount + No Duplexer	TT4081A + TT06583AA		Depending on combination of Duplexer, PA and Alarm, one of the following: QA09645AA QA09677AA QA09688AA QA09669AA QA09670AA QA09671AA QA09672AA QA09673AA	
Rackmount + Duplexer	TT4081A + TT06587AA			QA09651AA or QA09652AA (based on approx qty) + QA09771AA

Standalone Accessories

Feature Licenses

NOTES: All serial numbers must be provided at the time of order on the Required Information tab. Feature license(s) are not transferable between units and if lost, must be re-purchased.

Name	Description	Part # (Old Dropship#)
V.24 Wireline	Enable V.24 wireline operation Supports P25 Digital channels only	HKVN4983A (DDN2634A)
Deployment Profiles Capability	PDR8000® can be programmed with up to ten different Deployment Profiles, each uniquely defining the operational characteristics of the PDR8000®.	HKVN4982A (DDN2633A)
DFSI Operation	Provides P25 standard IP wireline fixed station interface. DFSI Protocol Version 1 on the Ethernet interface. Supports P25 Digital, Analog and Mixed-Mode channels	HKVN4981A (DDN3285A)

Cables

NOTE: Additional information (serial number) is required when submitting an order for an Auxiliary Cable. Refer to section **When Additional Information Is Required for a Standalone Accessory** for more information

Name	Description	Part # (Old Dropship#)
Programming Cable	For use with suitcase and rackmount models Details: USB A to USB B, 10ft (PN AK672-3-R)	VKN0039A (DDN9025A)
Auxiliary Cable SPARE	For use with suitcase model Provides control between the PDR8000® and a Booster Pack Details: 8-Pin on PDR8000® end for R4.0 and newer (PN 7W088X12-02) NOTE: For Required Order Information, when ordering a spare cable at the same time as the main PDR8000 unit, use the serial number 12345678	VKN0023A (DDN2333A)
AC Power Cable SPARE	For use with suitcase model Details: 6ft (PN NKPF-515-D-2)	VKN0019A (DDN2300A)
DC Power Cable SPARE	For use with suitcase battery backup (VPN0001A) Details: 8ft (PN 7W088X11-01)	VKN0020A (DDN2301A)
DC Power Cable- Unterminated SPARE	For use with suitcase model Details: 8ft (PN 7W088X11-02)	VKN0021A (DDN2332A)

Suitcase Accessories

NOTE: Additional information (serial number) is required when submitting an order for a Booster Pack. Refer to section **When Additional Information Is Required for a Standalone Accessory** for more information.

NOTE: For Required Order Information, when ordering a Booster Pack at the same time as the main PDR8000 unit, use the serial number 12345678.

Name	Description	Part # (Old Dropship#)
VHF Booster Pack	Includes Auxiliary Cable which provides control between the PDR8000® and a Booster Pack <ul style="list-style-type: none"> 8-Pin on PDR8000® end (PN 7W088X12-02) 	VTD0001A (DDN2732A)
UHF 380-430MHz Booster Pack Not available for sale in Canada	Includes Auxiliary Cable which provides control between the PDR8000® and a Booster Pack <ul style="list-style-type: none"> 8-Pin on PDR8000® end (PN 7W088X12-02) 	VTE0003A (DDN2733A)
UHF 450-470MHz Booster Pack Not available for sale in Canada	Includes Auxiliary Cable which provides control between the PDR8000® and a Booster Pack <ul style="list-style-type: none"> 8-Pin on PDR8000® end (PN 7W088X12-02) 	VTE0005A (DDN2734A)
700/800MHz Booster Pack Not available for sale in Canada	Includes Auxiliary Cable which provides control between the PDR8000® and a Booster Pack <ul style="list-style-type: none"> 8-Pin on PDR8000® end (PN 7W088X12-02) 	VTF0001A (DDN2735A)
Suitcase Battery Backup	Includes Universal Charger Includes DC Power Cable (PN 7W088X11-01) Battery Lifetime: 7.5hrs for PDR8000® or 3.5hrs for Booster Pack (50:50 TX-RX Duty Ratio)	VPN0002A (DDN2336A)
Battery Backup Charger		VPN0001A (DDN2334A)
Zippered Pouch	For accessory cables (PN 3Y088B01-01)	VLN0001A (DDN2335A)

Suitcase Mag Mount Antennas- Unity Gain (0dBd)

Name	Description	Part # (Old Dropship#)
VHF Unity Gain Mag Mount Antenna	136 – 174MHz	VAD0003A (DDN9014A)
UHF Unity Gain Mag Mount Antenna	380 – 520MHz	VAE0003A (DDN9015A)
700/800MHz Unity Gain Mag Mount Antenna	764 – 869MHz	VAF0003A (DDN9016A)

Suitcase Duplexers

NOTE: Additional information (frequencies) is required when submitting an order for a duplexer. Refer to section **When Additional Information Is Required for a Standalone Accessory** for more information

Name	Description	Part # (Old Dropship#)
700MHz Duplexer SPARE	<ul style="list-style-type: none"> • 30MHz Frequency Pair Spacing • 11MHz max bandpass 	VFE0010A (DDN2318A)
800MHz Duplexer SPARE	<ul style="list-style-type: none"> • 45MHz Frequency Pair Spacing • 11MHz max bandpass 	VFE0011A (DDN2319A)
VHF Duplexer SPARE	<ul style="list-style-type: none"> • 4.5-5.5MHz Tx to Rx Separation • 0.3MHz max bandpass 	VFD0020A (DDN2313A)
UHF 380-430MHz Duplexer SPARE	<ul style="list-style-type: none"> • 9.5-10.5MHz Tx to Rx Separation • 0.3MHz max bandpass 	VFE0012A (DDN2314A)
UHF 380-430MHz Duplexer SPARE	<ul style="list-style-type: none"> • 4.5-5.5MHz Tx to Rx Separation • 0.3MHz max bandpass 	VFE0013A (DDN2315A)
UHF 450-470MHz Duplexer SPARE	<ul style="list-style-type: none"> • 4.5-5.5MHz Tx to Rx Separation • 0.3MHz max bandpass 	VFE0009A (DDN2316A)
Custom Duplexer SPARE	Any band	VFN0015A

Training

Name	Description	Part # (Old Dropship#)
Basic Training (1 Day)	<p>Includes soft copy of training materials. Customized training available subject to content and price negotiation.</p> <p>Training the Trainer/End User Provides a general overview of Mobile Repeater solutions with respect to the agency's particular use case. Best practices highlighted for common deployment scenarios. Participants will receive hands-on training for practical operation and control.</p> <p>Requirements: a minimum of 1 PDR8000®.</p> <p>OR</p> <p>Technical and Programming Training Provides radio technicians an in-depth understanding on how the PDR8000® is integrated into the everyday operation of the agency. Focuses on code plug compatibility, Futurecom Repeater Configurator (FRC) software functionality and programming for optimal end user experience.</p> <p>Requirements: a minimum of two fully functioning Portable radios (PSUs) programmed to the PDR8000® and one PDR8000®.</p> <p>Requirement: Contact debra.oster@motorolasolutions.com or maria.tabladillo@motorolasolutions.com from the Worldwide Education organization to coordinate a training session. Please note that the lead time is ~180 days.</p>	PSV01S04246A (DDN3699A)
Extended Training	<p>1 additional day of on-site and/or virtual training</p> <p>Requirements: Basic Training</p>	PSV01S04247A (DDN3700A)

Warranties

NOTE: Warranties can be ordered as standalone up to 90 days after product purchase through after the fact purchase process.

Name	Description	Part #
Essential Services	Available for suitcase and rackmount 3/5/7 year duration	LSV01S04107A
Essential Services with Accidental Damage	Available for suitcase; 3/5/7 year duration	LSV01S04110A

When Additional Information Is Required for a Standalone Accessory

Step 1. Search for the Standalone Item from the Product Selection page or from the Quote page

Step 2. Select the item and enter a quantity. A reminder appears below the item when additional information is required.

Example Screenshot

Selected Items

Below is a list of items ready to be added to your Quote. Changes can be made to the Selected Items table by either changing quantities or checking the Remove checkbox, followed by clicking the "Update" button.

Qty	Selected Item	Description	List Price	Data Requirement	Extended Price	Remove
1	VFE0005A	VRX1000 IN-BAND FILTER KIT 700/800MHZ PLAN A APX8500	\$3,712.00	Non-frequency	\$3,712.00	<input type="checkbox"/>

Attention: 1 or more accessories requires additional information to complete the quote. Go to the Required Order Information tab and complete the required fields if the information is available. If not, this information will be required at the time of order.

Step 3. At the top left of the page, there is a tab for REQUIRED ORDER INFORMATION where the additional information (frequencies or serial numbers) must be entered. The valid range and format for each value is indicated in the Help text provided for each.

NOTE 1: There is a delay of approx 20 seconds after entering each value. This is a known issue and the team is working to address this as quickly as possible.

NOTE 2: When selecting multiple standalone accessories to add to a quote, select all items before filling in the Required Order Information. The Text Values will not line up with the correct Item numbers if items are added after values are entered.

Example Screenshot

ITEM SELECTION	REQUIRED ORDER INFORMATION	DEV
----------------	-----------------------------------	-----

Non-Frequency Data

Item	Description	Required Info.	Text Value	Help
1	VTD0001A BOOSTER PACK VHF 136-174MHZ BLACK PDR R3	PDR8000 Serial Number	<input type="text"/>	Entered value must be atleast 3 characters. Entered value must not be more than 10 characters. Value cannot contains spaces.