

Ordering Guide


DVR-LX[®]

Revision 2.9

December 2, 2022



Important Notes

1. Only the frequency plans shown in this ordering guide are available as standard configurations. For custom filtering, please contact Futurecom at sales@futurecom.com
2. **DVR-LX®** Frequencies must be specified when placing an order since the filters are custom tuned and cannot be re-tuned in the field.
3. Standard **DVR-LX®** delivery time is 10-12 weeks after receipt of a purchase order and a valid frequency plan. Frequency information must be accurate and in accordance with the frequency plan requirements described in this document in order to avoid delays.
4. **DVR-LX®** models include standard 3 ft control cable (**DVR-LX®** to Mobile Radio). Custom cable lengths are available in 5 ft, 10 ft, 15 ft, 20 ft and 25 ft (MAX). Custom cable length must be specified on the purchase order to Futurecom.
5. The Motorola Mobile radios and accessories are NOT included with the **DVR-LX®**.
6. The Motorola Mobile radio can operate with up to two control heads while interfaced to a **DVR-LX®** (vehicle mount **DVR-LX®** model only).
7. High power VHF mobile radios (M25KTS9PW1 APX™ 6500) are NOT compatible with any Suitcase or Rack Mount **DVR-LX®** models.
8. In all In-Band DVRS configurations, the MSU Transmit power must not exceed 50 Watts on DVRS Enabled MSU Modes due to the in-band filters power rating. The in-band filters connected to the MSU have typical insertion loss of 1.5dB
9. The Motorola Mobile Radios may require firmware upgrades in order to operate with the **DVR-LX®**. Motorola Radio Firmware Upgrades are to be purchased directly from Motorola. Please note, to ensure full compatibility and make use of the latest available feature set, it is recommended that the **APX™** Mobile Radio and **DVR-LX®** Firmware are updated to the latest Motorola certified firmware versions.
10. **APX™** Mobile Radios operating as the host mobile for the **DVR-LX®** require subscriber option **GA00631** for operation. **APX™** Portable Radios operating through a **DVR-LX®**, utilizing the digital enhanced **DVR TRUNKING** feature set require subscriber option **QA00631**.
11.  Subscribe to our newsletter to be informed about new releases and updates. Please visit <http://futurecom.com/support/newsletter/>



Frequency plans that do not meet Futurecom's specified frequency separation are custom orders. Please contact Futurecom to determine if a custom frequency plan is viable and for quotations on viable plans. sales@futurecom.com

Futurecom, DVR-LX, PDR8000, the Futurecom Logo and the Stylized FC logo are registered trademarks of Futurecom Systems Group, ULC. All other trademarks are the property of their respective owner. © 2020 Futurecom Systems Group, ULC. All rights reserved.

Mobile Radio Type

The DVR-LX® is compatible with the following Motorola Mobile Radios:

- Remote Mount **APX™5500** with any Control Head, single band - Select Option TT05715AA
- Remote Mount **APX™6500** with any Control Head, single band - Select Option TT05715AA
- Remote Mount **APX™8500** with any Control Head, all band - Select Option TT06279AA
(APX™8500 use in UHF/VHF suitcase requires special consideration. Please contact Futurecom sales@futurecom.com)

Depending on the isolation available between the APX™8500 mobile and DVR-LX® antennas, one of the following kits may be required.

- Dual Triplexer Kit - Select Option DDN2657A
- Single Triplexer Relay Kit - Select Option DDN2658A
- Dual Triplexer Relay Kit - Select Option DDN2659A
- Relay Kit - Select Option DDN2808A



When the DVR-LX® is Connected to the APX™ 8500, The Motorola option number GA01515 is required at time of order or KT000247A01 as an accessory if ordered after original shipment. This Y cable splits the J2 into J2 and J600(DB25). **Does not support APX8500 SmartConnect** (Sold exclusively through Motorola Solutions, Inc.)

When the DVR-LX® is Connected to the APX™ 8500 using SmartConnect, The Motorola Y CABLE GA01779 is required. Y-Cable supports DVR-LX® and SmartConnect to allow RS232 and USB line to be used concurrently. (Sold exclusively through Motorola Solutions, Inc.)

700MHz In-Band DVR-LX® Models

Frequency plans that do not meet Futurecom's specified frequency separation are custom orders.

Please contact Futurecom to determine if a custom frequency plan is viable and for quotations on viable plans.

sales@futurecom.com


Vehicle Mount



Suitcase



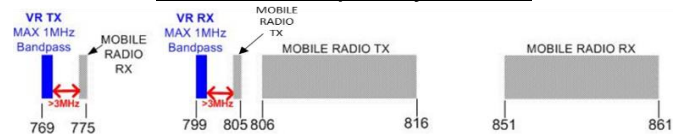
In-Band Frequency Plan A



TT3793A

TT3796A

In-Band Frequency Plan B



TT3794A



TT3797A

In-Band Frequency Plan C



TT3795A

TT3798A

<p style="text-align: center;">700MHz Cross-Band DVR-LX® Models</p> <p>Frequency plans that do not meet Futurecom's specified frequency separation are custom orders.</p> <p>Please contact Futurecom to determine if a custom frequency plan is viable and for quotations on viable plans. sales@futurecom.com</p>	<p style="text-align: center;">Vehicle Mount</p> 	<p style="text-align: center;">Suitcase</p> 
<p style="text-align: center;"><u>Cross-Band</u></p> <p>6MHz Bandpass Duplexer: DVR-LX® Tx 769-775MHz DVR-LX® Rx 799-805MHz</p>	<p style="text-align: center;">TT3799A</p>	<p style="text-align: center;">TT3800A</p>

800MHz

In-Band

DVR-LX® Models

Frequency plans that do not meet Futurecom's specified frequency separation are custom orders.
Please contact Futurecom to determine if a custom frequency plan is viable and for quotations on viable plans. sales@futurecom.com

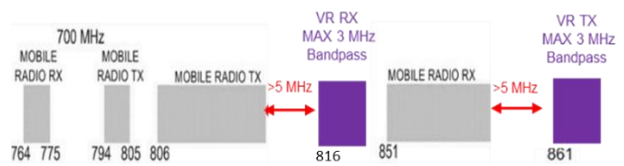
Vehicle Mount



Suitcase



In-Band Frequency Plan A



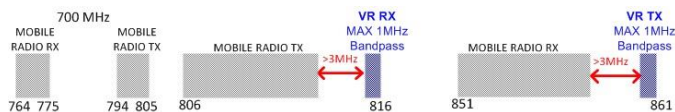
Or



TT3887A




TT3890A







In-Band Frequency Plan B



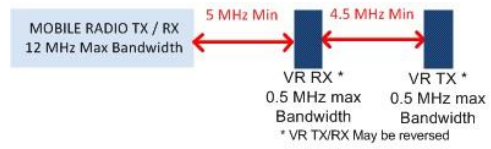
TT3888A

TT3891A

<p style="text-align: center;"><u>In-Band Frequency Plan C</u></p> 	TT3889A	TT3892A
<p>800MHz</p> <p>Cross-Band</p> <p>DVR-LX® Models</p> <p>Frequency plans that do not meet Futurecom's specified frequency separation are custom orders.</p> <p>Please contact Futurecom to determine if a custom frequency plan is viable and for quotations on viable plans. sales@futurecom.com</p>	<p>Vehicle Mount</p> 	<p>Suitcase</p> 
<p style="text-align: center;"><u>Cross-Band</u></p> <p style="text-align: center;">10MHz Bandpass Duplexer:</p> <p>DVR-LX® TX 851-869MHz (Specified 10MHz only)</p> <p>DVR-LX® RX 806-824MHz (Specified 10MHz only)</p>	TT3893A	TT3894A

<p style="text-align: center;">380-430MHz</p> <p style="text-align: center;">In-Band</p> <p style="text-align: center;">DVR-LX® Models</p> <p style="text-align: center;">Frequency plans that do not meet Futurecom's specified frequency separation are custom orders. Please contact Futurecom to determine if a custom frequency plan is viable and for quotations on viable plans. sales@futurecom.com</p>	<p style="text-align: center;">Vehicle Mount</p> 	<p style="text-align: center;">Suitcase</p>  <p style="text-align: center;">APX8500 use in UHF suitcase requires special consideration. Please contact Futurecom sales@futurecom.com</p>	<p style="text-align: center;">Rackmount</p>  <p style="text-align: center;">Integrates with customer supplied 02 Control Head Only, Requires 13.8V DC Power</p>
<p style="text-align: center;"><u>In-Band Frequency Plan A</u></p> 	TT3871A	TT3875A	
<p style="text-align: center;"><u>In-Band Frequency Plan B</u></p> 	TT3872A	TT3876A	TT3929A
<p style="text-align: center;"><u>In-Band Frequency Plan C</u></p>  <p style="text-align: center;">* VR TX/RX May be reversed</p>	TT3873A	TT3877A	(For Optional 50 - Watt Amplifier See Options Below)

In-Band Frequency Plan D







TT3874A





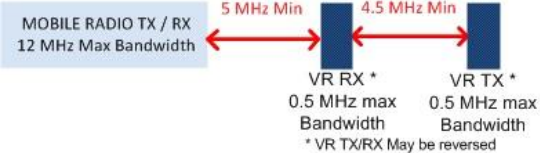
TT3878A




TT3929



(For Optional 50 - Watt
Amplifier See Options
Below)

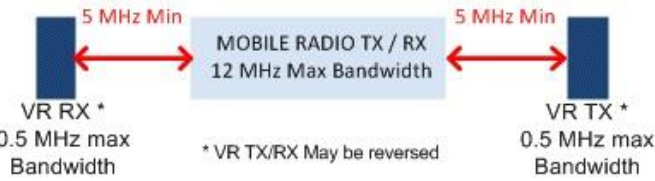

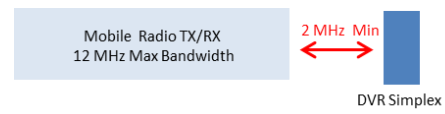
<p style="text-align: center;">380-430MHz</p> <p style="text-align: center;">Cross-Band</p> <p style="text-align: center;">DVR-LX® Models</p> <p>Frequency plans that do not meet Futurecom's specified frequency separation are custom orders.</p> <p>Please contact Futurecom to determine if a custom frequency plan is viable and for quotations on viable plans.</p> <p style="text-align: center;">sales@futurecom.com</p>	<p style="text-align: center;">Vehicle Mount</p> 	<p style="text-align: center;">Suitcase</p>  <p>APX8500 use in UHF suitcase requires special consideration. Please contact Futurecom sales@futurecom.com</p>	<p style="text-align: center;">Rackmount</p>  <p>Integrates with customer supplied 02 Control Head Only, Requires 13.8V DC Power</p>
<p style="text-align: center;"><u>Cross-Band Frequency Plan A</u></p> <p style="text-align: center;">100kHz Wide Bandpass Duplexer</p> <p style="text-align: center;">10MHz Tx to Rx Separation</p>	<p style="text-align: center;">TT3879A</p>	<p style="text-align: center;">TT3897A</p>	
<p style="text-align: center;"><u>Cross-Band Frequency Plan B</u></p> <p style="text-align: center;">500kHz Wide Bandpass Duplexer</p> <p style="text-align: center;">5MHz Tx to Rx Separation</p>	<p style="text-align: center;">TT3880A</p>	<p style="text-align: center;">TT3898A</p>	<p style="text-align: center;">TT3930A</p> <p style="text-align: center;">(For Optional 50 - Watt Amplifier See Options Below)</p>




<p><u>Cross-Band Simplex</u></p> <p>No DVR-LX® Duplexer DVR-LX® TX/RX 380-430 MHz</p>	<p>TT4008A</p>	
---	----------------	---

<p style="text-align: center;">450-470MHz</p> <p style="text-align: center;">In-Band</p> <p style="text-align: center;">DVR-LX® Models</p> <p>Frequency plans that do not meet Futurecom's specified frequency separation are custom orders.</p> <p>Please contact Futurecom to determine if a custom frequency plan is viable and for quotations on viable plans.</p> <p style="text-align: center;">sales@futurecom.com</p>	<p style="text-align: center;">Vehicle Mount</p> 	<p style="text-align: center;">Suitcase</p>  <p style="text-align: center;">APX8500 use in UHF suitcase requires special consideration. Please contact Futurecom sales@futurecom.com</p>	<p style="text-align: center;">Rackmount</p>  <p style="text-align: center;">Integrates with customer supplied 02 Control Head Only, Requires 13.8V DC Power</p>
<p style="text-align: center;"><u>In-Band Frequency Plan A</u></p>  <p style="text-align: center;">* VR TX/RX May be reversed</p>	TT3881A	TT3883A	TT3931A
<p style="text-align: center;"><u>In-Band Frequency Plan B</u></p>  <p style="text-align: center;">* VR TX/RX May be reversed</p>	TT3882A	TT3884A	(For Optional 50 - Watt Amplifier See Options Below)

<p style="text-align: center;">450-470MHz</p> <p style="text-align: center;">Cross-Band</p> <p style="text-align: center;">DVR-LX® Models</p> <p>Frequency plans that do not meet Futurecom's specified frequency separation are custom orders.</p> <p>Please contact Futurecom to determine if a custom frequency plan is viable and for quotations on viable plans.</p> <p style="text-align: center;">sales@futurecom.com</p>	<p style="text-align: center;">Vehicle Mount</p> 	<p style="text-align: center;">Suitcase</p>  <p>APX8500 use in UHF suitcase requires special consideration. Please contact Futurecom sales@futurecom.com</p>	<p style="text-align: center;">Rackmount</p>  <p>Integrates with customer supplied 02 Control Head Only, Requires 13.8V DC Power</p>
<p style="text-align: center;"><u>Cross-Band Frequency Plan A</u></p> <p style="text-align: center;">500kHz Wide Bandpass Duplexer</p> <p style="text-align: center;">5MHz Tx to Rx Separation</p>	<p style="text-align: center;">TT3885A</p>	<p style="text-align: center;">TT3886A</p>	<p style="text-align: center;">TT3932A</p> <p style="text-align: center;">(For Optional 50 - Watt Amplifier See Options Below)</p>
<p style="text-align: center;"><u>Cross-Band Simplex</u></p> <p style="text-align: center;">No DVR-LX® Duplexer</p> <p style="text-align: center;">DVR-LX® TX/RX 450-470 MHz</p>	<p style="text-align: center;">TT4009A</p>		

<p style="text-align: center;">136-174MHz</p> <p style="text-align: center;">In-Band</p> <p style="text-align: center;">DVR-LX® Models</p> <p>Frequency plans that do not meet Futurecom's specified frequency separation are custom orders. Please contact Futurecom to determine if a custom frequency plan is viable and for quotations on viable plans. sales@futurecom.com</p>	<p style="text-align: center;">Vehicle Mount</p> 	<p style="text-align: center;">Suitcase</p>  <p>APX8500 use in VHF suitcase requires special consideration. Please contact Futurecom sales@futurecom.com</p>	<p style="text-align: center;">Rackmount</p>  <p>Integrates with customer supplied 02 Control Head Only, Requires 13.8V DC Power</p>
<p style="text-align: center;"><u>In-Band Frequency Plan A</u></p>  <p>* VR TX/RX May be reversed</p>	TT3859A	TT3864A	TT3926A
<p style="text-align: center;"><u>In-Band Frequency Plan B</u></p>  <p>* VR TX/RX May be reversed</p>	TT3860A	TT3865A	<p>For Optional 50 - Watt Amplifier See Options Below)</p>

<p align="center"><u>In-Band Frequency Plan C</u></p>  <p align="center">* VR TX/RX May be reversed</p>	<p align="center">TT3861A</p>	<p align="center">TT3866A</p>	<p align="center">TT3926A</p> <p align="center">For Optional 50 - Watt Amplifier See Options Below)</p>
<p align="center"><u>In-Band Frequency Plan D</u></p>  <div style="border: 1px solid black; padding: 5px; margin-top: 10px;"> <p>When DVR-LX/MSU frequency separation is larger than 4 MHz, the 12MHz MSU Tx/Rx frequency bandwidth restriction can be eliminated.</p> <p>When DVR-LX/MSU frequency separation is between 2-4 MHz, please contact sales@futurecom.com for more information on the MSU Tx/Rx frequency bandwidth restriction.</p> <p>In all scenarios, the 0.3 MHz DVR-LX bandwidth restriction applies</p> </div>	<p align="center">TT3862A</p>	<p align="center">TT3867A</p>	
<p align="center"><u>In-Band Frequency Plan E</u></p>  <div style="border: 1px solid black; padding: 5px; margin-top: 10px;"> <p>When DVR-LX/MSU frequency separation is larger than 4 MHz, the 12MHz MSU Tx/Rx frequency bandwidth restriction can be eliminated.</p> <p>When DVR-LX/MSU frequency separation is between 2-4 MHz, please contact sales@futurecom.com for more information on the MSU Tx/Rx frequency bandwidth restriction.</p> <p>In all scenarios, the 0.3 MHz DVR-LX bandwidth restriction applies</p> </div>	<p align="center">TT3863A</p>	<p align="center">TT3868A</p>	

<p style="text-align: center;">136-174MHz</p> <p style="text-align: center;">Cross-Band</p> <p style="text-align: center;">DVR-LX® Models</p> <p>Frequency plans that do not meet Futurecom's specified frequency separation are custom orders.</p> <p>Please contact Futurecom to determine if a custom frequency plan is viable and for quotations on viable plans.</p> <p style="text-align: center;">sales@futurecom.com</p>	<p style="text-align: center;">Vehicle Mount</p> 	<p style="text-align: center;">Suitcase</p>  <p style="text-align: center;">NOTE: PLEASE CONTACT FUTURECOM SALES sales@futurecom.com IF APX8500 WILL BE USED IN SUITCASE</p>	<p style="text-align: center;">Rackmount</p>  <p style="text-align: center;">Integrates with customer supplied 02 Control Head Only, Requires 13.8V DC Power</p>
<p style="text-align: center;"><u>Cross-Band Frequency Plan A</u></p> <p style="text-align: center;">500kHz Wide Bandpass Duplexer</p> <p style="text-align: center;">5MHz Tx to Rx Separation</p>	<p style="text-align: center;">TT3869A</p>	<p style="text-align: center;">TT3870A</p>	<p style="text-align: center;">TT3928A</p> <p style="text-align: center;">For Optional 50 - Watt Amplifier See Options Below)</p>
<p style="text-align: center;"><u>Cross-Band Simplex</u></p> <p style="text-align: center;">No DVR-LX® Duplexer DVR-LX® TX/RX 136-174 MHz</p>	<p style="text-align: center;">TT4007A</p>		

OPTIONS AND SPARES

ORDER CODE	DESCRIPTION
Factory Installed Licensed Feature	
TT06567AA	<p>Authentication Factory Installed Licensed Feature: Portable Link Layer authentication through the DVR-LX® Prevent unauthorized portables accessing the radio network (per unit)</p> <ol style="list-style-type: none"> 1. Requires DVR-LX® software release 1.51 or greater 2. Requires mobile and portable to be running compatible firmware version (R20.02.00) Cost of subscriber upgrade and any required options not included in kit. <p>If Ordered as field upgrade, DDN3117A is required</p>
TT06568AA	<p>RM-OTAP Factory Installed Licensed Feature: This feature enables operator to perform firmware and configuration update on each DVR-LX® unit using Motorola Radio Management via the Mobile Radio.</p> <ol style="list-style-type: none"> 1. Requires DVR-LX® software release 1.60 or greater 2. Requires mobile be running compatible firmware version (R21.01.00 or later) Cost of subscriber upgrade and any required options not included in kit. <p>If Ordered as field upgrade, DDN3118A is required</p>
TT3817A	<p>PSU Conventional Scan Factory Installed Licensed Feature: PSU conventional scan feature enables an enhanced PSU to support conventional scan while the Futurecom repeater is configured as its system type.</p> <ol style="list-style-type: none"> 1. Requires DVR-LX® software release 1.61 or greater 2. Requires mobile and portable to be running compatible firmware version (R21.20.00 or recent) Cost of subscriber upgrade and any require not included in kit. <p>PSU will need to have both QA00631 (DVRS Enabled PSU) & HA00677 (DVRS PSU Conventional Scan enabled)</p>
TT3925A	<p>SmartConnect In-Vehicle Range Extension Factory Installed Licensed Feature: Enables a “DVR enabled PSU” to maintain voice and emergency services when SmartConnect MSU is connected via broadband (LTE, SAT, Wi-Fi) (per unit)</p>

	<ol style="list-style-type: none"> 1. Requires DVR-LX® compatibility software release (See compatibility charts for reference) 2. Requires mobile and portable to be running compatible firmware version (See compatibility charts for reference) Cost of subscriber upgrade not included. Requires SmartConnect GA01630 & DVRS MSU GA00631, The Motorola Y CABLE GA01779 is required. <p>If ordered as field upgrade, DDN3230A is required</p>
TT4006A	<p>GPS Driven Deactivation Factory Installed Licensed Feature: Enables a DVR-LX® to be deactivated by a pre-configured GPS based (Speed & Distance) threshold to decide when to deactivate the primary DVR-LX®. (Per Unit)</p> <ol style="list-style-type: none"> 1. Requires DVR-LX® compatibility software release (See compatibility charts for reference) 2. Requires mobile to be running compatible firmware version (See compatibility charts for reference) Cost of subscriber upgrade not included. Requires GPS Activation GA00229 <p>If ordered as a field upgrade, DDN3263A is required.</p>
<p>NOTE: FEATURE LICENSE(S) ARE NOT TRANSFERABLE BETWEEN UNITS NOTE: SHOULD CUSTOMER LOSE FEATURE LICENSE FILE(S), CUSTOMER IS RESPONSIBLE FOR RE-PURCHASING FEATURE LICENSE(S)</p>	
Field Upgrade Licensed Feature	
DDN3117A	<p>Authentication Field Upgrade Licensed Feature: Portable Link Layer authentication through the DVR-LX® Prevent unauthorized portables accessing the radio network (per unit)</p> <ol style="list-style-type: none"> 1. Requires DVR-LX® software release 1.51 or greater 2. Requires mobile and portable to be running compatible firmware version (R20.02.00) Cost of subscriber upgrade and any required options not included in kit. All serial numbers must be provided to Futurecom at the time of order

<p>DDN3118A</p>	<p>RM-OTAP Field Upgrade Licensed Feature: This feature enables operator to perform firmware and configuration update on each DVR-LX® unit using Motorola Radio Management via the Mobile Radio.</p> <ol style="list-style-type: none"> 1. Requires DVR-LX® software release 1.60 or greater 2. Requires mobile be running compatible firmware version (R21.01.00 or later) Cost of subscriber upgrade and any required options not included in kit. <p>All serial numbers must be provided to Futurecom at the time of order</p>
<p>DDN3175A</p>	<p>PSU Conventional Scan (Bulk Order) Field Upgrade Licensed Feature: PSU conventional scan feature enables an enhanced PSU to support conventional scan while the Futurecom repeater is configured as its system type.</p> <ol style="list-style-type: none"> 1. Requires DVR-LX® software release 1.61 or greater 2. Requires mobile and portable to be running compatible firmware version (R21.20.00) Cost of subscriber upgrade and any require not included in kit. 3. PSU will need to have both QA00631 (DVRS Enabled PSU) & HA00677 (DVRS PSU Conventional Scan enabled) <p>Note: To qualify for bulk order, all serial numbers must be provided to Futurecom at the time of order. The PSU Conventional Scan Feature License will be applicable only to the serial numbers provided. Should the Customer fail to provide the serial numbers for all units at the time of order, the Customer must place a new order for DDN3175A when the remaining serial numbers are available.</p>
<p>DDN3230A</p>	<p>SmartConnect In-Vehicle Range Extension Field Upgrade Licensed Feature:</p> <p>Enables a “DVR enabled PSU” to maintain voice and emergency services when SmartConnect MSU is connected via broadband (LTE, SAT, Wi-Fi) (per unit)</p> <ol style="list-style-type: none"> 3. Requires DVR-LX® compatibility software release (See compatibility charts for reference) 4. Requires mobile and portable to be running compatible firmware version (See compatibility charts for reference) Cost of subscriber upgrade not included.

	Requires SmartConnect GA01630 & DVRS MSU GA00631 The Motorola Y CABLE GA01779 is required. All serial numbers must be provided to Futurecom at the time of order
DDN3263A	GPS Driven Deactivation Field Upgrade Licensed Feature: Enables a DVR-LX® to be deactivated by a pre-configured GPS based (Speed & Distance) threshold to decide when to deactivate the primary DVR-LX®. (Per Unit) 1. Requires DVR-LX® compatibility software release (See compatibility charts for reference) 2. Requires mobile be running compatible firmware version (See compatibility charts for reference) Cost of subscriber upgrade not included. Requires GPS Activation GA00229 All serial numbers must be provided to Futurecom at the time of order
NOTE: FEATURE LICENSE(S) ARE NOT TRANSFERABLE BETWEEN UNITS NOTE: SHOULD CUSTOMER LOSE FEATURE LICENSE FILE(S), CUSTOMER IS RESPONSIBLE FOR RE-PURCHASING FEATURE LICENSE(S)	
PROGRAMMING KITS, PROGRAMMING CABLES & SOFTWARE	
DDN9025A	DVR/DVR-LX® PROGRAMMING CABLE, 10 ft
CONTROL CABLES	
DDN9031A DDN9032A	DVR/DVR-LX® OPTIONS CABLE (PN 7W083X06-01, 2.5 ft) DVR/DVR-LX® RF SWITCH CABLE FOR VEHICLE MOUNT DVR-LX® (PN 7W083X09-01, 1 ft) (Required for In-Band Units)
DDN9028B	DVR/DVR-LX® TO APX MOBILE RADIO CONTROL CABLE (PN 7W083X05-01 is equivalent to 1W083B13-01 , 3 ft) Custom cable lengths are available in 5 ft, 10 ft, 15 ft, 20 ft and 25 ft (MAX). Custom cable length must be specified on the purchase order to Futurecom.
DDN2645A	DVR/DVR-LX® TO APX MOBILE RADIO FLAT MOUNT CONTROL CABLE (PN 7W083X83-01, 3 ft) Custom cable lengths are available in 5 ft, 10 ft, 15 ft, 20 ft and 25 ft (MAX). Custom cable length must be specified on the purchase order to Futurecom.
HKN6245A	Control Head to Mobile Cable 2 ft, ideal for Suitcase DVR/DVR-LX® (SOLD EXCLUSIVELY THROUGH MOTOROLA SOLUTIONS, INC.)

RF CABLES	
DDN9032A	DVR/DVR-LX® RF SWITCH CABLE FOR VEHICLE MOUNT DVR-LX® (PN 7W083X09-01, 1 ft)
DDN9033A	RF CABLE DVR/DVR-LX® TO DVR/DVR-LX® NOTCH FILTER FOR VEHICLE MOUNT DVR-LX® (PN 7W083X16-01, 3 ft)
DDN9034A	RF CABLE MOBILE TO NOTCH FILTER FOR VEHICLE MOUNT DVR/DVR-LX® (PN 7W083X17-01, 3 ft)
DDN2719A	RF CABLE APX™8500 MOBILE TO NOTCH FILTER FOR VEHICLE MOUNT DVR/DVR-LX® (PN 7W900X94-02, 3 ft)
Power Cables	
DDN9030A	DVR/DVR-LX® POWER CABLE FOR VEHICLE MOUNT DVR/DVR-LX® (PN 1W083A01-01)
DDN9525A	AC POWER CABLE FOR SUITCASE DVR/DVR-LX® (PN 7W077X17-01)
DDN9524A	DC POWER CABLE FOR SUITCASE DVR/DVR-LX® (PN 7W077X32-01)
Installation Kit	
DDN3274A	SPARE DVR-LX® INSTALLATION KIT – Includes Fuse installation kit, DVR-LX®, power cable, Connector mini UHF Male RA (VEHICLE MOUNT DVR-LX® ONLY) (PN 7K093X01) Must specify DVR-LX® configuration (Cross-Band or In-Band) on the purchase order to Futurecom.
Custom Filters	
TT06579AA	ENGINEERING DESIGN TIME – Non-Recurring Engineering Fee (NRE)
TT06580AA	CUSTOM FILTER DESIGN – TIER 1 (Per Unit) This option is for a custom filter design and must be ordered if frequency plans do not meet Futurecom’s specified frequency separation stated in the ordering guide. In order to determine if a custom frequency plan is viable, please contact sales@futurecom.com prior to placing an order. Tier 1 option consists of 1-2* custom filters per unit. Delivery lead time is 14-16 weeks ARO and a verified frequency plan.
TT06581AA	CUSTOM FILTER DESIGN – TIER 2 (Per Unit) This option is for a custom filter design and must be ordered if frequency plans do not meet Futurecom’s specified frequency separation stated in the ordering guide. In order to determine if a custom frequency plan is viable, please contact sales@futurecom.com prior to placing an order. Tier 2 option consists of 3-4* custom filters per unit. Delivery lead time is 14-16 weeks ARO and a verified frequency plan.

BATTERY BACKUP & ACCESSORIES FOR BATTERY BACKUP	
DDN9011A	BATTERY BACKUP FOR SUITCASE DVR/DVR-LX® MODEL, 2HRS (50:50 TX-RX DUTY RATIO)
DDN2646A	DVR/DVR-LX® BATTERY BACK UP DC POWER CABLE (PN 7W077X11-01)
DDN2334A	SPARE CHARGER FOR DVR-LX® / PDR8000® BATTERY BACK UP
ACCESSORIES FOR SUITCASE DVR-LX®	
DDN2335A	ZIPPERED ACCESSORY POUCH (PN 3Y088B01-01)

SUITCASE COLOR DVR-LX® OPTIONS

Order Code	
TT06069AA	STANDARD SUITCASE CASE COLOR – ORANGE
TT06070AA	STANDARD SUITCASE CASE COLOR – BLACK
TT06071AA	OPTIONAL SUITCASE COLOR – DELETES STANDARD ORANGE OR BLACK SUITCASE AND REPLACES WITH YELLOW SUITCASE COLOR
TT06072AA	OPTIONAL SUITCASE COLOR – DELETES STANDARD ORANGE OR BLACK SUITCASE AND REPLACES WITH SILVER SUITCASE COLOR

SUITCASE DVR-LX® POWER SUPPLY OPTIONS

Order Code	
TT06075AA	STANDARD 120 VAC POWER SUPPLY
TT06076AA	STANDARD 220 VAC POWER SUPPLY

50-WATT BOOSTER POWER AMPLIFIER FOR RACKMOUNT DVR-LX®

Order Code	
TT3937A	UHF 380-430 MHz 50-Watt Amplifier for Rackmount DVR-LX® (Not available for sale in Canada)
TT3938A	UHF 450-470 MHz 50-Watt Amplifier for Rackmount DVR-LX® (Not available for sale in Canada)
TT3936A	VHF 50-Watt Amplifier for Rackmount DVR-LX®

ALARMS FOR RACKMOUNT DVR-LX®

Order Code	
TT3935A	Rackmount Alarm capability - contact closure type, temperature, power

Antennas for Vehicle Mount DVR-LX® — Sold Exclusively Through Motorola Solutions Inc.

ANTENNAS FOR VEHICLE MOUNT DVR-LX® UNITY GAIN (0dBd), ROOF / TRUNK MOUNT	FREQUENCY BAND [MHz]
HAD4006A	136 – 144 MHz
HAD4007A	144 – 150.8 MHz
HAD4008A	150.8 – 162 MHz
HAD4009A	162 – 174 MHz
HAE6012A	380 – 433 MHz
HAE4003A	450 – 470 MHz
HAF4016A	764 – 870 MHz

Mag Mount Antennas — Sold by Futurecom Systems Group, ULC

ANTENNAS FOR SUITCASE DVR-LX® UNITY GAIN (0dBd), MAG MOUNT	FREQUENCY BAND [MHz]
DDN9014A	136 – 174 MHz

DDN9015A	380 – 520 MHz
DDN9016A	764 – 869 MHz

Hardware Warranty & Services

Futurecom's standard hardware warranty is 18 months starting from the date the product ships from Futurecom. Please reference Futurecom's Terms and Conditions of Sale, Section 7 regarding standard hardware warranty. www.futurecom.com

<u>ORDER CODE</u>	<u>DESCRIPTION</u>	<u>Notes and Conditions</u>
DDN2085A	DVR-LX® Cross Band 4 Year Extended Hardware Warranty	<p>DVR-LX® Cross Band 4 Year Extended Hardware Warranty Extends standard hardware warranty by 4 years.</p> <p>Can only be purchased once per unit.</p> <p>Must be purchased prior to expiration of standard hardware warranty.</p>
DDN2086A	DVR-LX® Cross Band 1 Year Extended Hardware Warranty	<p>DVR-LX® Cross Band 1 Year Extended Hardware Warranty Extends any existing hardware warranty by 1 year.</p> <p>Can only be purchased a maximum of 4 times per unit. Cannot be purchased in conjunction with 4 year extended hardware warranty.</p> <p>Must be purchased prior to expiration of any existing hardware warranty.</p>

<u>ORDER CODE</u>	<u>DESCRIPTION</u>	<u>Notes and Conditions</u>
DDN2087A	DVR-LX® In-Band 4 Year Extended Hardware Warranty	<p>DVR-LX® In-Band 4 Year Extended Hardware Warranty Extends standard hardware warranty by 4 years.</p> <p>Can only be purchased once per unit.</p> <p>Must be purchased prior to expiration of standard hardware warranty.</p>
DDN2088A	DVR-LX® In-Band 1 Year Extended Hardware Warranty	<p>DVR-LX® In-Band 1 Year Extended Hardware Warranty Extends any existing hardware warranty by 1 year.</p> <p>Can only be purchased a maximum of 4 times per unit. Cannot be purchased in conjunction with 4 year extended hardware warranty.</p> <p>Must be purchased prior to expiration of any existing hardware warranty.</p>
DDN1971A	On-site and/or Virtual Programming Support (Basic)	<p>Maximum 1 day; see EXTENDED support for additional days.</p> <p>Minimum 2 weeks advance notice required however subject to resource availability. Applies to North America only.</p>
DDN1972A		

<u>ORDER CODE</u>	<u>DESCRIPTION</u>	<u>Notes and Conditions</u>
	On-site and/or Virtual Programming Support (Extended)	Must purchase BASIC on-site/virtual technical and programming support.
DDN1974A	<p>On-site and/or Virtual Training (Basic) 2 Courses Available:</p> <p>1. Training the Trainer/end user</p> <p>1 Day (Est 4 hours) end user training gives the end user a general understanding of Futurecom solutions through your agencies particular use case, highlighting best practices through situations commonly seen in the field during deployment situations. Participants will have hands on training with the newly implemented solution for practical operation and control.</p> <p><u>OR</u></p> <p>2. Technical and Programming Training</p> <p>1 Day Technical and Programming training gives the radio technician an in depth understanding on how the DVR-LX®/VRX1000/PDR8000® is integrated into the everyday operation of the agency. Highlighting code plug compatibility, Futurecom Repeater Configurator (FRC) software functionality and programming for optimal end user experience.</p>	<p>Maximum 1 day; see EXTENDED training for additional days.</p> <p>Minimum 2 weeks advance notice required however subject to resource availability. Applies to North America only.</p> <p>Training the trainer requires the newly implemented DVR-LX®/VRX1000/PDR8000® to be tested and in use on the network to get the most out of the Training the Trainer.</p> <p>Standard training package. Includes soft copy of training materials. Customized training available subject to content and price negotiation.</p> <p>Contact Futurecom Systems Group, ULC for a pre-training checklist to insure your solution is ready for Basic Virtual Training</p> <p>Technical and Programming Training, Futurecom Systems Group, ULC requires at least two full functioning Portable radios (PSUs) programmed to the current system, at least one installed DVR-LX®/VRX1000/PDR8000®. For DVR-LX®/ and VRX1000 use a Mobile Radio (MSU) radio set is required to conduct this training properly.</p>

<u>ORDER CODE</u>	<u>DESCRIPTION</u>	<u>Notes and Conditions</u>
DDN1975A	On-site and/or Virtual Training (Extended)	Must purchase BASIC onsite and/or training